

GENDER PAY GAP REPORT APRIL 2021.



Published April 2022

THE
RECRUITMENT C^o

INTRODUCTION.

We welcome the opportunity to publish our gender pay gap report, which has been taken from the pay details of the 4,796 colleagues we paid in the pay period within which the 5th April 2021 fell (referred to under the relevant regulations as the “snapshot date”), of which 42.2% were female, and 57.8% were male.

As at the snapshot date, the Company was named Cordant People Limited and has subsequently been renamed as The UK Recruitment Co. Limited trading as The Recruitment Co.

The Recruitment Co. is a multi-sector recruitment business.

We have a greater proportion of male colleagues as the data set includes the pay data for 4,627 temporary colleagues, of which 58.9% were males who predominantly work within the warehousing, logistics and manufacturing sectors where pay rates are typically at or towards the national minimum / living wage. As the pay rates paid to our temporary colleagues are set by our clients, effecting change in our future gender pay gap data will difficult to achieve.

I confirm the information and data reported within this report and submitted via the Government Equalities Office gender pay gap reporting service is accurate as of the snapshot date 5 April 2021..



Ken Steers
Human Resources Director

THE
RECRUITMENT CO

How is the gender pay gap measured?

There are four key measures:

Mean hourly pay and bonus pay gap
Median hourly pay and bonus pay gap
Proportion of males / females that received a bonus in the 12 month period ending on the snapshot date
Proportion of males / females in each quartile pay band

How is the mean hourly pay gap calculated?

The mean pay gap is expressed as a percentage and shows the difference in the average hourly rate of pay between male and female colleagues. This is calculated by adding up the hourly rates of pay for all females, and dividing this by the number of females, and doing the same calculation for men. The percentage is then calculated by taking the average hourly rate for females from the average hourly rate for males, and multiplying the result by 100.

How is the median hourly pay gap calculated?

Firstly, you rank all female employees in order of their hourly pay rate (highest to lowest). You then find the hourly rate of pay belonging to the female that is in the middle of the list. If there is an odd number of female colleagues in the list the middle person will be easy to find e.g. if 105 females then use the hourly pay rate for the female ranked at number 53. If there is an even number of female colleagues, then you find the middle two and calculate the average hourly rate of the two e.g. if 110 employees, you calculate the average hourly rate of pay for the female colleagues ranked 55 and 56 in the list.

The same calculation is undertaken for male colleagues, with the median hourly pay gap expressed as a percentage by taking the median hourly pay rate for females from the median hourly pay rate for males and multiplying by 100.



INTRODUCTION.



How is the mean and median bonus pay gap calculated?

The same as the mean and median hourly pay gaps (see above), but instead looking at the differences in the mean and median values in relation to the amount of bonus paid in the 12 month period ending on the snapshot date to male and female colleagues.

What do the percentage pay gaps actually mean?

They effectively show how much more male colleagues earn in comparison to females in relation to average hourly rates of pay and average annual bonus payments, or vice versa.

If the percentage gap is a positive number it means, on average, our male colleagues have a higher rate of pay and / or level of bonus payments than females. If the percentage gap is shown as a negative number, it means, on average, our female colleagues have a higher rate of pay and / or level of bonus pay than their male colleagues.

Important Note

The gender pay gaps look at comparing the pay data for all male and female colleagues regardless of their job role, so is not the same and should not be considered to show that an employer is breaching equal pay rights, which focus on ensuring male and female colleagues receive the same rate of pay for doing the same or broadly similar job role.

What are the quartile pay bands?

This is calculated by ranking all colleagues, regardless of their gender, from the colleague(s) with the highest hourly pay rate in the organisation to the colleague(s) with the lowest hourly pay rate. This list is then divided into four quarters, with as equal number of employees in each quartile as possible. The report then shows the proportion of males and females in each of the following pay quartiles: upper, upper middle, lower middle, and lower

Want to know more about gender pay gap reports?

If you would like to know more about gender pay gap reporting please visit www.acas.org.uk/genderpay

RESULTS 2021

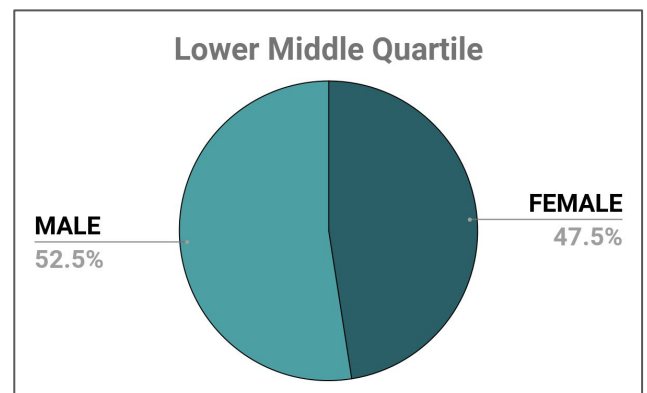
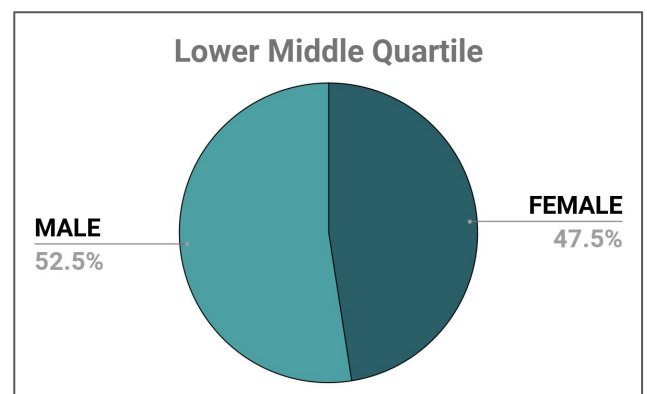
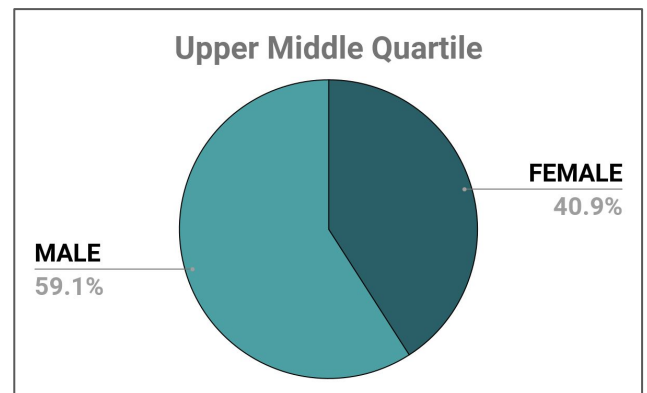
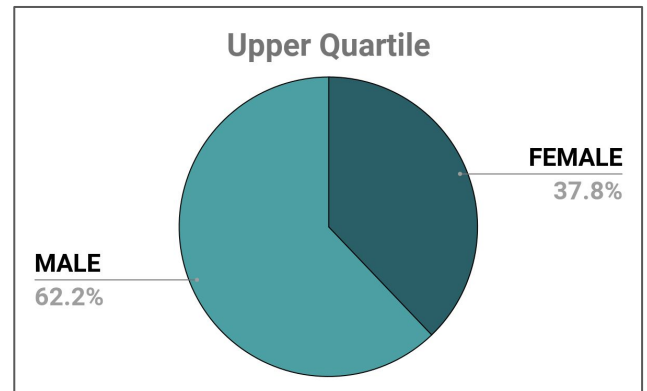
The table below shows the mean and median hourly pay and bonus pay gap for all applicable staff paid in the relevant pay period. This includes data relating to 4,672 hourly paid temporary colleagues, whose pay rates are set by the clients they work for, of which 58.9% were male.

The mean hourly pay gap is -2.7%, with the median hourly pay gap at 1.5%.

The mean and median bonus pay gaps are negative due largely to females representing over 72% of the directly employed colleagues who earn bonuses under sales commission schemes, which are much larger than the bonus payments made to the temporary workforce.

The charts to the right show the percentage of male and female colleagues that are contained within each pay quartile.

Measure	% Gap
Mean hourly pay gap	-2.7%
Median hourly pay gap	1.5%
Mean bonus pay gap	-193.1%
Median bonus pay gap	-93.9%





THE RECRUITMENT C°

33 SOHO SQUARE, LONDON
ENGLAND, W1D 3QU.

info@cordantpeople.com
www.cordantpeople.com

Registered in England. Company Number: 12449239.